

Sensory Friendly Pre-Visit Guide

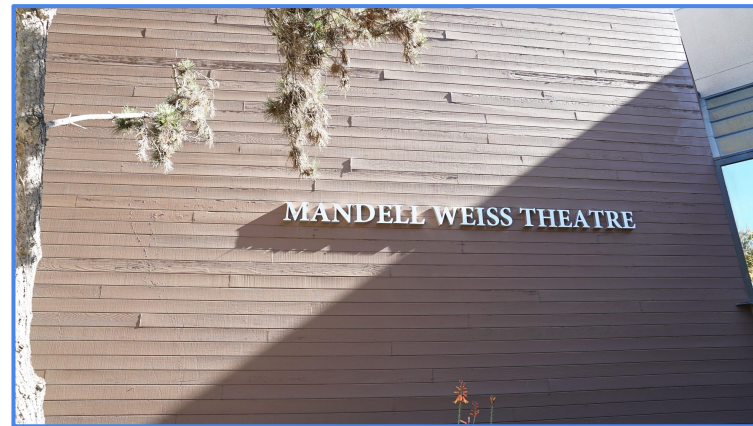



For full accessibility
information, visit:

<https://lajollaplayhouse.org/plan-your-visit/accessibility/>

Theatre

I am going to a theatre at the La Jolla Playhouse to see a musical. The theatre is named Mandell Weiss Theatre. The address is 2910 La Jolla Village Dr, La Jolla, CA 92039.



Getting There

I am going to the Revelle College Drive entrance on the UCSD campus. For driving directions, visit here: <https://lajollaplayhouse.org/plan-your-visit/getting-here/>



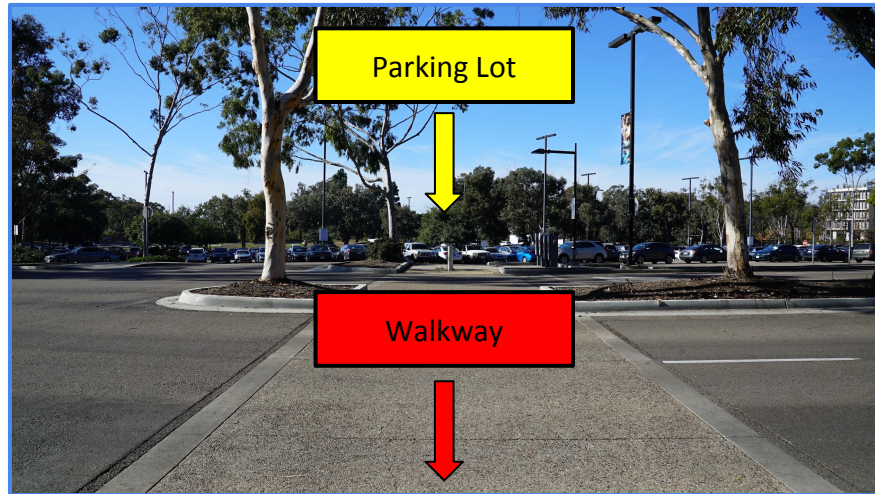
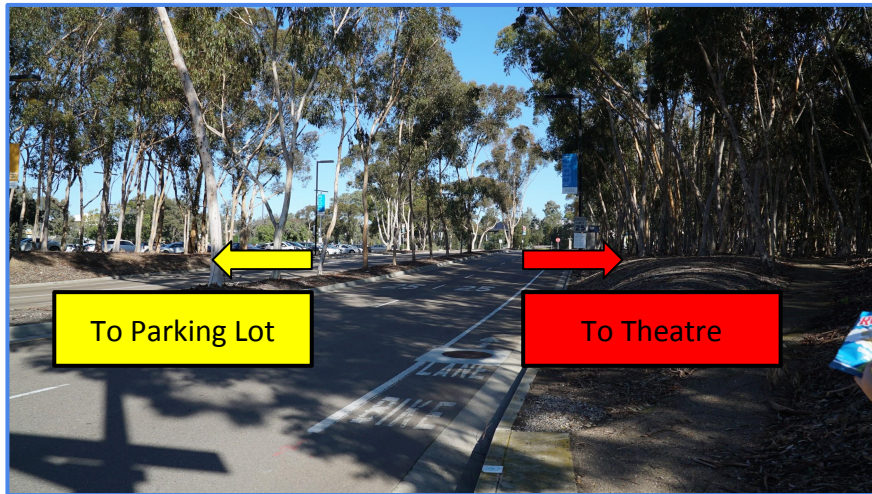
Parking Stations

After we park our car, we will **note our parking stall number** prior to speaking with a parking attendant. The attendant will help us pay for parking at the parking station. **We do not have to pay for parking if you park in an accessible parking space with a placard.**



Parking

We will park the car in the parking lot P102 on the left side of the street. After we pay for parking at the parking stations, we will then walk across the street using the walkway to the theatre.



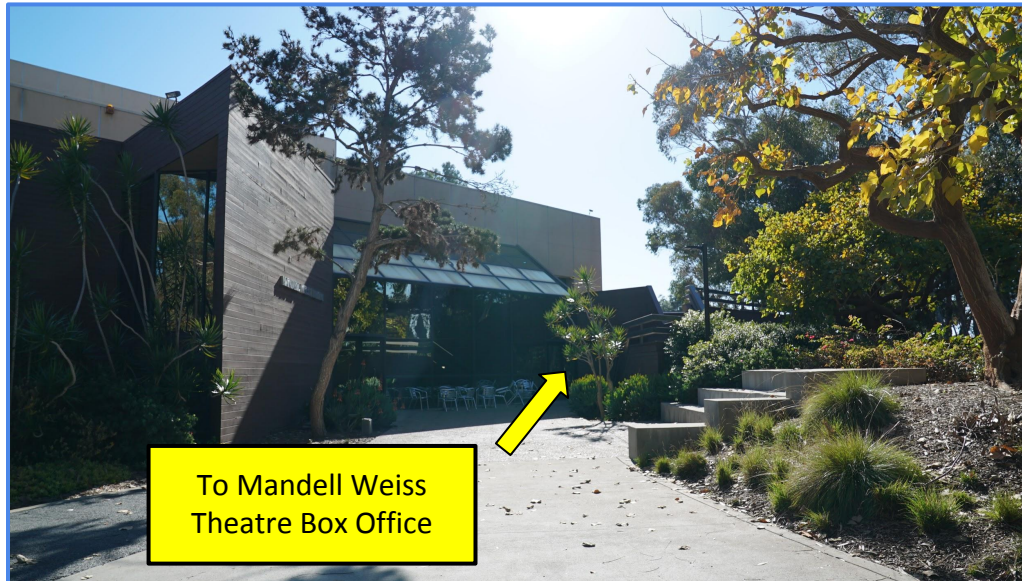
Walking to the Theatre

I will follow the large concrete pathway to the Mandell Weiss Theatre.



Mandell Weiss Theatre

The theatre we are walking to is named Mandell Weiss Theatre.



The Box Office

Before we go into the theatre, we have to get tickets for the show. We will go to a place called the box office to get tickets. Every person must have a ticket to get into the theatre.



Box Office Window

The box office has a window with a person on the other side. We will tell the person our name and the show we are attending. The person behind the window will give us tickets for the show.




Theatre Usher

The theatre usher is a friendly helper. I can ask these people for help and they can help me find my seat.



Ticket Scanner

The theatre usher will take the ticket and will scan it with a machine that beeps and flashes red. After the usher scans my ticket and hands me the ticket stub, I can go into the theatre.




My Program

After I have my ticket scanned, I will be given a program of the show. I can take this if I want, or I can give it back to the usher.



Enter the Theatre

I can enter the theatre from either the right or left side of the lobby. There will be stairs with railing I can use to assist me up and down the stairs.



My Seat

Every seat in the theatre has a letter and number on the seat. Every ticket also has a letter and a number. I will match the ticket to the seat - an usher will help me find my seat. My seat is where I will sit for the show.



Bathroom

I can go to the bathroom any time I need. The toilet will flush when I stand up.



Intermission

In the middle of the show, there will be a 15-minute break. This is not the end of the show. I can use the restroom, get a snack, or stay in my seat. Many people will also be out of their seats. The lobby may be crowded during this break.

The restrooms may have a line.


When the usher rings a bell, it is time to go back into the theatre.



Need a break?

If I need to leave the theatre while the show is still happening for a break, I can. I will leave quietly if possible and will walk out of my row in whichever direction is closest to the exit.

I will walk up the stairs and exit through the same doors I entered in. Then, I can walk around the lobby, go outside, or visit the quiet area until I am ready to re-enter the theatre.



Quiet Lobby and Activity Area

If I need some quiet space or need to leave the theatre for a break, I can go to the quiet lobby. I can sit in a chair. I can play with an activity. I can walk around the lobby.

PICTURE COMING SOON

Clapping and End-of-Show

The show ends when the actors bow. If I like the show, I can clap when the show ends. Other people will clap. I can cover my ears if the clapping noise is too loud. People clap only for a short time, then the clapping is over and everyone will exit the theatre.



More informational slides coming soon...